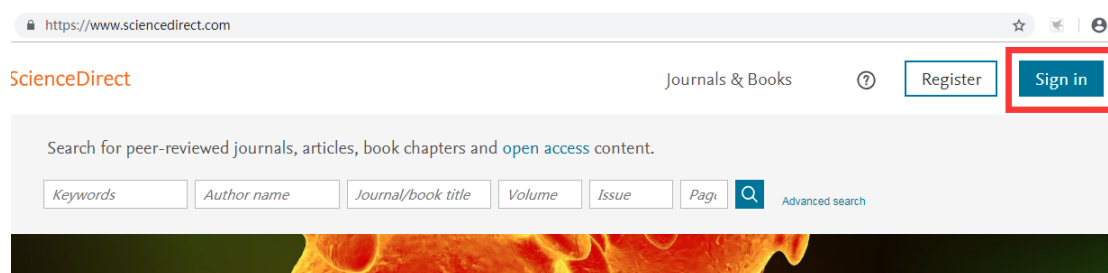
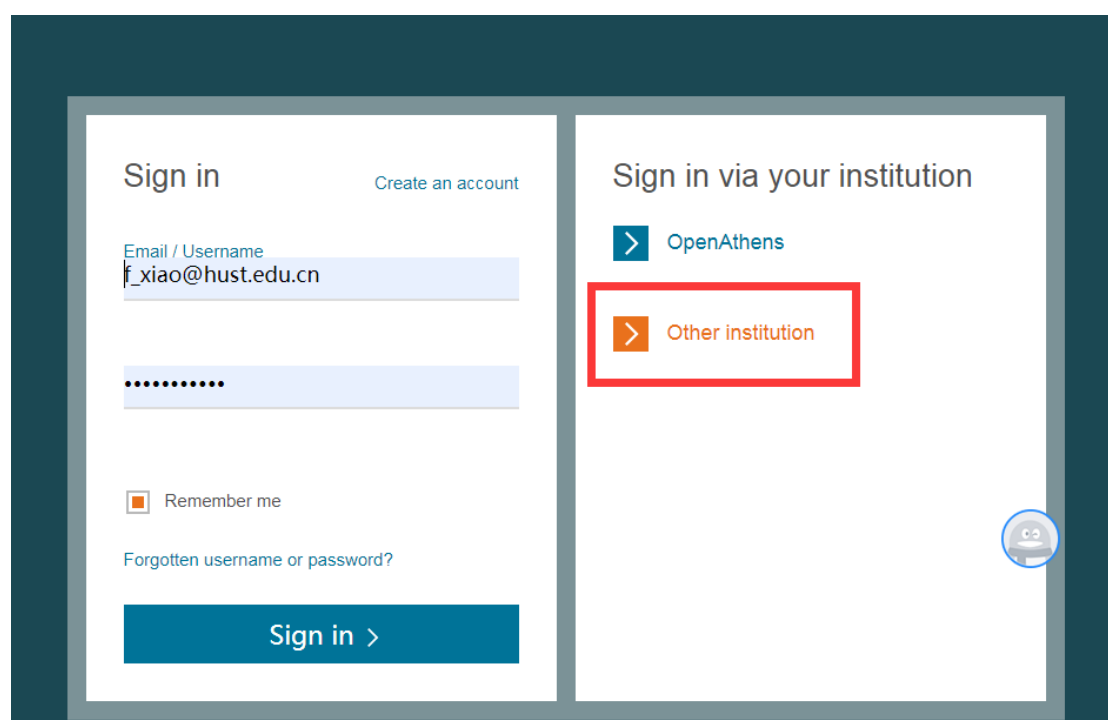


CARSI 联盟的资源访问流程（ScienceDirect）

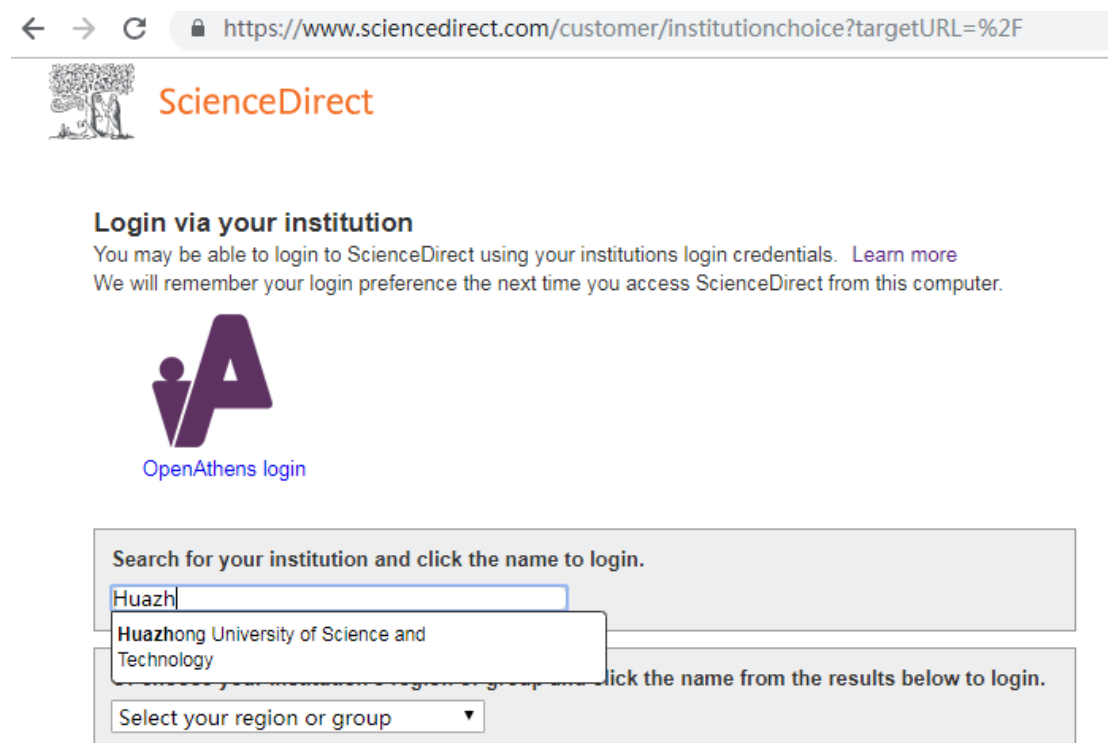
第一步：打开 <https://www.sciencedirect.com/>，点击“Sign In”。



第二步：点击“Other institution”



第三步：搜索 “Huazhong University of Science and Technology”，在显示的学校列表中找到并点击 “Huazhong University of Science and Technology”。



The screenshot shows the ScienceDirect website interface. At the top, there is a navigation bar with a back arrow, a forward arrow, a refresh icon, and a URL: <https://www.sciencedirect.com/customer/institutionchoice?targetURL=%2F>. Below the navigation bar is the ScienceDirect logo, which includes a tree icon and the text "ScienceDirect".

The main content area is titled "Login via your institution". Below the title, there is a message: "You may be able to login to ScienceDirect using your institutions login credentials. [Learn more](#). We will remember your login preference the next time you access ScienceDirect from this computer."

Below the message is the "OpenAthens login" logo, which consists of a stylized purple 'iA' icon and the text "OpenAthens login".

The central part of the page is a search box for institutions. It contains the text "Search for your institution and click the name to login." Below this text is a search input field containing "Huazh". A dropdown menu is open, showing "Huazhong University of Science and Technology". Below the search box is a dropdown menu labeled "Select your region or group".

第四步：填入校园网统一身份认证账户和密码，点击登录。



The screenshot shows the login page for Huazhong University of Science and Technology. On the left is the university's circular logo, which contains the text "华中科技大学" (Huazhong University of Science and Technology) and "HUST". To the right of the logo is the university's name in Chinese characters, "华中科技大学".

Below the logo and name is a login form. It has two input fields: "账号" (Account) with the value "2007210098" and "密码" (Password) with a masked value "*****". Below the password field are two checkboxes: "不保存账号信息" (Do not save account information) and "清除历史授权信息" (Clear historical authorization information). At the bottom of the form is a red button labeled "登录" (Login).

第五步：使用资源。

The screenshot shows the ScienceDirect website interface. At the top, the browser address bar displays <https://www.sciencedirect.com>. The ScienceDirect logo is on the left, and navigation links for "Journals & Books", "My account", and "You have institutional access" are on the right. A search bar prompts users to "Search for peer-reviewed journals, articles, book chapters and open access content." Below this are input fields for "Keywords", "Author name", "Journal/book title", "Volume", "Issue", and "Page", along with an "Advanced search" button. A large banner image of orange coronavirus particles is at the bottom, with a text box stating: "All research on Novel Coronavirus (2019-nCoV) and related viruses is now available for free on ScienceDirect. Alternatively, visit the Elsevier Novel Coronavirus Information Center for general health."